


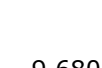




Sr No	District	Institute Name	Overall Rating	Quality Education	Placement	Infra & Community Engagement	State Rank
+	1	Ambala	GC Ambala Cantt. 43.870 	14.500 	12.000 	17.370 	11
+	2	Ambala	GC Naraingarh 29.770 	14.500 	7.000 	8.270 	52
+	3	Ambala	GC Saha 17.790 	12.100 	2.000 	3.690 	120
+	4	Ambala	GCG Shehzadpur 23.970 	12.000 	2.800 	9.170 	92
+	5	Ambala	GCW Ambala City 22.080 	8.400 	4.000 	9.680 	103
+	6	Bhiwani	GC Bhiwani 29.680 	15.500 	5.800 	8.380 	55
+	7	Bhiwani	GC Education Bhiwani 29.200 	8.500 	8.000 	12.700 	59
+	8	Bhiwani	GC Loharu 19.490 	12.400 	2.000 	5.090 	109
+	9	Bhiwani	GC Siwani 19.950 	12.400 	2.000 	5.550 	108
+	10	Bhiwani	GCG Kairu 13.470 	11.400 	0.000 	2.070 	139


+	11	Bhiwani	GCW Bawani khera	26.380 	13.400 	4.800 	8.180 	76
+	12	Bhiwani	GCW Behal	18.290 	11.000 	2.800 	4.490 	114
+	13	Bhiwani	GCW Bhiwani	43.650 	16.100 	9.800 	17.750 	13
+	14	Bhiwani	GCW Loharu	13.090 	10.400 	0.000 	2.690 	140
+	15	Bhiwani	GCW Tosham	35.010 	13.100 	8.000 	13.910 	30
+	16	Charkhidadri	GC Baund Kalan	21.290 	13.800 	2.000 	5.490 	104
+	17	Charkhidadri	GC Mandi Harya	24.940 	13.500 	5.800 	5.640 	88
+	18	Charkhidadri	GCW Badhra	28.190 	13.800 	6.200 	8.190 	66
+	19	Faridabad	GC Faridabad	43.530 	16.900 	11.800 	14.830 	14
+	20	Faridabad	GC Kheri Gujran	30.580 	15.900 	4.000 	10.680 	48

+	21	Faridabad	GC Mohna	17.900 	11.500 	3.200 	3.200 	117
+	22	Faridabad	GC Tigaon	26.450 	15.400 	2.800 	8.250 	74
+	23	Faridabad	GCG Ballabgarh	15.550 	12.100 	0.000 	3.450 	130
+	24	Faridabad	GCG Nacholi	8.100 	8.100 	0.000 	0.000 	151
+	25	Faridabad	GCW Faridabad	46.380 	17.900 	13.800 	14.680 	8
+	26	Fatehabad	GC Bhattu Kalan	43.670 	17.500 	9.800 	16.370 	12
+	27	Fatehabad	GC Bhuna	25.930 	14.400 	4.000 	7.530 	82
+	28	Fatehabad	GC Ratia	26.490 	14.500 	4.000 	7.990 	73
+	29	Fatehabad	GC Tohana	34.330 	16.400 	6.000 	11.930 	35
+	30	Fatehabad	GCW Bhodia Khera	27.870 	17.500 	2.000 	8.370 	68

+	31	Fatehabad	GCW Ratia	22.490 	13.400 	5.000 	4.090 	102
+	32	Gurugram	D GC Gurgaon	40.980 	17.900 	11.800 	11.280 	18
+	33	Gurugram	GC Farrukhnagar	7.000 	7.000 	0.000 	0.000 	152
+	34	Gurugram	GC Jatauli Haily Mandi	27.090 	12.000 	4.600 	10.490 	72
+	35	Gurugram	GC Rithoj	12.000 	8.000 	2.000 	2.000 	145
+	36	Gurugram	GC Sector-9 Gurugram	40.640 	19.900 	7.800 	12.940 	19
+	37	Gurugram	GC Sidhrawali	42.270 	14.500 	12.600 	15.170 	16
+	38	Gurugram	GCG Manesar	23.880 	11.400 	3.200 	9.280 	94
+	39	Gurugram	GCG Sector-52, Gurugram	3.000 	3.000 	0.000 	0.000 	156
+	40	Gurugram	GCW Sector-14 Gurugram	38.440 	17.900 	7.400 	13.140 	21

+	41	Hisar	GC Adampur	29.730 	14.500 	3.200 	12.030 	54
+	42	Hisar	GC Balasmand	20.400 	16.400 	2.000 	2.000 	106
+	43	Hisar	GC Barwala (Hisar)	24.690 	12.000 	4.800 	7.890 	90
+	44	Hisar	GC Hansi	33.870 	15.500 	7.000 	11.370 	38
+	45	Hisar	GC Hisar	51.280 	24.600 	13.000 	13.680 	4
+	46	Hisar	GC Kheri Chopta	12.000 	10.000 	0.000 	2.000 	146
+	47	Hisar	GC Nalwa	34.390 	17.500 	5.800 	11.090 	33
+	48	Hisar	GC Narnaund	17.840 	10.400 	2.800 	4.640 	119
+	49	Hisar	GC Uklana	18.380 	11.000 	2.000 	5.380 	113
+	50	Hisar	GCG Datta	13.000 	9.000 	2.000 	2.000 	142

+	51	Hisar	GCG Ugalan	16.380 	9.400 	2.800 	4.180 	125
+	52	Hisar	GCW Hisar	31.180 	14.500 	4.800 	11.880 	45
+	53	Jhajjar	GC Badli	30.390 	18.900 	5.800 	5.690 	49
+	54	Jhajjar	GC Bahadurgarh	46.270 	17.500 	14.200 	14.570 	9
+	55	Jhajjar	GC Bahu	29.370 	13.900 	6.600 	8.870 	58
+	56	Jhajjar	GC Birohar Jhajjar	28.430 	12.500 	5.200 	10.730 	65
+	57	Jhajjar	GC Chhara	28.950 	14.400 	8.600 	5.950 	61
+	58	Jhajjar	GC Dubaldhan	25.300 	11.400 	4.800 	9.100 	87
+	59	Jhajjar	GC Dujana	25.790 	13.500 	4.800 	7.490 	83
+	60	Jhajjar	GC Jhajjar	36.270 	13.500 	9.000 	13.770 	26

+	61	Jhajjar	GC Matanhail	23.050 	9.000 	6.800 	7.250 	98
+	62	Jhajjar	GCW Bahadurgarh	26.370 	11.100 	7.000 	8.270 	77
+	63	Jhajjar	GCW Jassaur Kheri	27.390 	14.400 	4.000 	8.990 	70
+	64	Jhajjar	GCW Kulana	14.380 	9.000 	2.000 	3.380 	135
+	65	Jind	GC Alewa	17.690 	12.000 	2.000 	3.690 	121
+	66	Jind	GC Jind	23.930 	13.400 	2.000 	8.530 	93
+	67	Jind	GC Julana	29.160 	11.800 	6.800 	10.560 	60
+	68	Jind	GC Narwana	40.450 	16.100 	10.800 	13.550 	20
+	69	Jind	GC Safidon	28.630 	15.800 	2.000 	10.830 	63
+	70	Jind	GCG Pillu Khera	5.790 	5.100 	0.000 	0.690 	153





+	81	Karnal	GCG Jundla	16.300 	9.000 	2.000 	5.300 	126
+	82	Karnal	GCG Padda	17.910 	9.000 	2.000 	6.910 	116
+	83	Karnal	GCG Taraori	20.400 	8.100 	4.000 	8.300 	107
+	84	Karnal	GCW Gharaunda	9.400 	3.000 	3.200 	3.200 	150
+	85	Karnal	GCW Karnal	34.540 	16.000 	6.600 	11.940 	32
+	86	Kurukshetra	GC Bherian	32.870 	13.500 	6.000 	13.370 	40
+	87	Kurukshetra	GC Chamu Kalan	13.090 	11.400 	0.000 	1.690 	141
+	88	Kurukshetra	GCG Palwal (Kurukshetra)	14.400 	9.000 	2.000 	3.400 	134
+	89	Mahendergarh	GC Ateli	42.020 	19.800 	9.800 	12.420 	17
+	90	Mahendergarh	GC Chhilro	12.090 	6.400 	2.000 	3.690 	143

+	91	Mahendergarh	GC Education Narnaul	32.900 ★ ★ ★ ★ ★ ★ ★ ★ ★ ★ ★ ★ ★ ★ ★	13.400 ★ ★ ★ ★ ★ ★ ★ ★ ★ ★	14.200 ★ ★ ★ ★ ★	5.300 ★ ★ ★ ★ ★	39
+	92	Mahendergarh	GC Kanina	25.740 ★ ★ ★ ★ ★ ★ ★ ★ ★ ★ ★ ★ ★ ★ ★	15.500 ★ ★ ★ ★ ★ ★ ★ ★ ★ ★	3.200 ★ ★ ★ ★ ★	7.040 ★ ★ ★ ★ ★	85
+	93	Mahendergarh	GC Krishan Nagar	37.090 ★ ★ ★ ★ ★ ★ ★ ★ ★ ★ ★ ★ ★ ★ ★	14.200 ★ ★ ★ ★ ★ ★ ★ ★ ★ ★	11.000 ★ ★ ★ ★ ★	11.890 ★ ★ ★ ★ ★	24
+	94	Mahendergarh	GC Mahendergarh	37.080 ★ ★ ★ ★ ★ ★ ★ ★ ★ ★ ★ ★ ★ ★ ★	14.400 ★ ★ ★ ★ ★ ★ ★ ★ ★ ★	8.000 ★ ★ ★ ★ ★	14.680 ★ ★ ★ ★ ★	25
+	95	Mahendergarh	GC Nangal Chaudhary	31.330 ★ ★ ★ ★ ★ ★ ★ ★ ★ ★ ★ ★ ★ ★ ★	15.500 ★ ★ ★ ★ ★ ★ ★ ★ ★ ★	4.000 ★ ★ ★ ★ ★	11.830 ★ ★ ★ ★ ★	44
+	96	Mahendergarh	GC Narnaul	46.670 ★ ★ ★ ★ ★ ★ ★ ★ ★ ★ ★ ★ ★ ★ ★	18.100 ★ ★ ★ ★ ★ ★ ★ ★ ★ ★	16.200 ★ ★ ★ ★ ★	12.370 ★ ★ ★ ★ ★	7
+	97	Mahendergarh	GC Satnali	35.900 ★ ★ ★ ★ ★ ★ ★ ★ ★ ★ ★ ★ ★ ★ ★	15.500 ★ ★ ★ ★ ★ ★ ★ ★ ★ ★	13.800 ★ ★ ★ ★ ★	6.600 ★ ★ ★ ★ ★	27
+	98	Mahendergarh	GC Sihma	16.100 ★ ★ ★ ★ ★ ★ ★ ★ ★ ★ ★ ★ ★ ★ ★	11.100 ★ ★ ★ ★ ★ ★ ★ ★ ★ ★	2.000 ★ ★ ★ ★ ★	3.000 ★ ★ ★ ★ ★	127
+	99	Mahendergarh	GCW Ateli	23.640 ★ ★ ★ ★ ★ ★ ★ ★ ★ ★ ★ ★ ★ ★ ★	12.400 ★ ★ ★ ★ ★ ★ ★ ★ ★ ★	4.000 ★ ★ ★ ★ ★	7.240 ★ ★ ★ ★ ★	95
+	100	Mahendergarh	GCW Mahendergarh	31.810 ★ ★ ★ ★ ★ ★ ★ ★ ★ ★ ★ ★ ★ ★ ★	15.500 ★ ★ ★ ★ ★ ★ ★ ★ ★ ★	5.200 ★ ★ ★ ★ ★	11.110 ★ ★ ★ ★ ★	42

+	101	Mahendergarh	GCW Nangal Choudhary	26.090 	13.100 	4.000 	8.990 	79
+	102	Mahendergarh	GCW Narnaul	24.750 	15.800 	3.800 	5.150 	89
+	103	Mahendergarh	GCW Unhani	38.050 	16.900 	8.600 	12.550 	22
+	104	Nuh	GC Bissar Akbarpur	4.400 	4.400 	0.000 	0.000 	155
+	105	Nuh	GC Nagina	19.000 	12.400 	2.800 	3.800 	112
+	106	Nuh	GC Tauru	16.990 	8.400 	2.800 	5.790 	123
+	107	Nuh	GCW Punhana	15.490 	8.800 	2.000 	4.690 	131
+	108	Nuh	GCW Salaheri	15.070 	8.000 	2.000 	5.070 	133
+	109	Palwal	GC Hathin	16.090 	9.100 	2.000 	4.990 	128
+	110	Palwal	GC Hodal	29.680 	15.400 	5.000 	9.280 	56

+	111	Palwal	GC Palwal	37.570 	14.800 	10.600 	12.170 	23
+	112	Palwal	GCG Badoli	12.000 	4.000 	4.000 	4.000 	147
+	113	Palwal	GCG Mandkola	11.400 	5.000 	3.200 	3.200 	148
+	114	Panchkula	GC Barwala (PKL)	22.690 	12.400 	2.000 	8.290 	101
+	115	Panchkula	GC Kalka	54.060 	18.100 	20.200 	15.760 	2
+	116	Panchkula	GC Raipur Rani	15.300 	12.000 	0.000 	3.300 	132
+	117	Panchkula	GC Sector -1 Panchkula	58.400 	18.500 	19.000 	20.900 	1
+	118	Panchkula	GCW Sector-14 Panchkula	51.970 	17.800 	17.800 	16.370 	3
+	119	Panipat	GC Behrampur (Bapauli)	16.000 	11.000 	2.000 	3.000 	129
+	120	Panipat	GC Israna	29.480 	13.800 	4.000 	11.680 	57

+	121	Panipat	GC Panipat	34.670 	16.900 	6.600 	11.170 	31
+	122	Panipat	GCW Madlauda	29.850 	12.400 	6.000 	11.450 	51
+	123	Rewari	GC Bawal	25.490 	12.100 	4.000 	9.390 	86
+	124	Rewari	GC Jatusana	12.090 	7.400 	2.000 	2.690 	144
+	125	Rewari	GC Kanwali	35.140 	15.000 	9.000 	11.140 	29
+	126	Rewari	GC Kharkhara	28.570 	14.900 	4.800 	8.870 	64
+	127	Rewari	GC Kosli	17.690 	12.000 	2.000 	3.690 	122
+	128	Rewari	GC Nahar	34.120 	15.500 	6.000 	12.620 	36
+	129	Rewari	GC Rewari	14.180 	7.400 	2.000 	4.780 	136
+	130	Rewari	GCG Rewari	33.950 	14.800 	8.000 	11.150 	37

+	131	Rewari	GCW Bawal	19.090 	11.000 	3.200 	4.890 	111
+	132	Rewari	GCW Gurawara	27.980 	12.000 	7.000 	8.980 	67
+	133	Rewari	GCW Pali	26.070 	8.000 	6.800 	11.270 	80
+	134	Rohtak	GC Jassia	21.050 	14.900 	2.000 	4.150 	105
+	135	Rohtak	GC Meham	28.670 	13.000 	4.800 	10.870 	62
+	136	Rohtak	GC Sampla	30.790 	11.000 	8.600 	11.190 	46
+	137	Rohtak	GCW Lakhna Majra	27.630 	13.500 	4.800 	9.330 	69
+	138	Rohtak	GCW Mokhra	16.390 	8.400 	2.000 	5.990 	124
+	139	Rohtak	GCW Rohtak	50.570 	22.900 	13.800 	13.870 	5
+	140	Rohtak	GCW Sampla	19.470 	11.000 	2.000 	6.470 	110

+	141	Rohtak	NRS GC Rohtak	31.430 	21.900 	2.000 	7.530 	43
+	142	Sirsa	GC Dabwali	23.620 	11.400 	4.000 	8.220 	96
+	143	Sirsa	GC Mithi Sureran Ellenabad	17.870 	7.400 	3.200 	7.270 	118
+	144	Sirsa	GCG Kalanwali	14.000 	10.000 	2.000 	2.000 	137
+	145	Sirsa	GCG Rania	30.730 	13.800 	8.600 	8.330 	47
+	146	Sirsa	GCW Sirsa	42.320 	19.500 	10.200 	12.620 	15
+	147	Sirsa	GNC Sirsa	50.030 	19.600 	13.800 	16.630 	6
+	148	Sonipat	GC Barota	26.000 	12.400 	4.000 	9.600 	81
+	149	Sonipat	GC KharKhoda	26.130 	11.400 	6.200 	8.530 	78
+	150	Sonipat	GCG Mohana	3.000 	3.000 	0.000 	0.000 	157

+	151	Sonipat	GCG Sonipat	22.880 	13.500 	4.000 	5.380 	100
+	152	Sonipat	GCW Gohana	35.770 	14.900 	7.800 	13.070 	28
+	153	Sonipat	GCW Murthal	29.860 	10.100 	6.800 	12.960 	50
+	154	Yamunanagar	GC Bilaspur	23.570 	12.500 	4.000 	7.070 	97
+	155	Yamunanagar	GC Chhachhrauli	29.770 	11.500 	7.000 	11.270 	53
+	156	Yamunanagar	GC Radaur	14.000 	10.000 	2.000 	2.000 	138
+	157	Yamunanagar	GC Saraswati Nagar, Mustafabad	5.550 	4.400 	0.000 	1.150 	154